
Masters Theses

Student Theses and Dissertations

Summer 2014

An empirical study on symptoms of heavier internet usage among young adults

SaiPreethi Vishwanathan

Follow this and additional works at: https://scholarsmine.mst.edu/masters_theses



Part of the [Computer Sciences Commons](#)

Department:

Recommended Citation

Vishwanathan, SaiPreethi, "An empirical study on symptoms of heavier internet usage among young adults" (2014). *Masters Theses*. 7297.

https://scholarsmine.mst.edu/masters_theses/7297

This thesis is brought to you by Scholars' Mine, a service of the Missouri S&T Library and Learning Resources. This work is protected by U. S. Copyright Law. Unauthorized use including reproduction for redistribution requires the permission of the copyright holder. For more information, please contact scholarsmine@mst.edu.

AN EMPIRICAL STUDY ON SYMPTOMS OF HEAVIER INTERNET USAGE
AMONG YOUNG ADULTS

by

SAIPREETHI VISHWANATHAN

A THESIS

Presented to the Faculty of the Graduate School of the
MISSOURI UNIVERSITY OF SCIENCE AND TECHNOLOGY

In Partial Fulfillment of the Requirements for the Degree

MASTER OF SCIENCE IN COMPUTER SCIENCE

2014

Approved by

Sriram Chellappan, Advisor

Dan Lin

Yin Zhaozheng

© 2014

SaiPreethi Vishwanathan

All Rights Reserved

PUBLICATION THESIS OPTION

This thesis has been prepared in the style stipulated by the IEEE Communications Society. Pages 1-24 have been accepted for publication in IEEE International Conference on Advanced Networks and Telecommunications Systems.

ABSTRACT

Understanding negative consequences of heavy Internet use on mental health is a topic that is gaining significant traction recently. A number of studies have investigated heavy Internet usage, especially among young adults in relation to online games, social media and email. While such studies do provide valuable insights, Internet usage so far has been characterized by means of self-reported surveys only that may suffer from errors and biases. In this paper, we report the findings of a two month empirical study on heavy Internet usage among students conducted at a college campus. The novelty of the study is that it is believed to be the first to use real Internet data that is collected continuously, passively and preserving privacy. A total of 69 freshman students were surveyed for symptoms of heavy Internet usage, using the Internet Related Problem Scale, and their campus Internet usage was monitored (after appropriate anonymization procedures to maintain subject privacy). Statistical analysis revealed that several Internet usage features, such as instant messaging, entropy, gaming, web browsing, peer-to-peer usage, remote usage, and email usage exhibit significant correlations with symptoms of Internet addiction like introversion, craving, loss of control and tolerance. Although the study found that Facebook and Twitter usage did not show significant statistical correlations with symptoms of heavier Internet usage, it was found that students tending towards heavier Internet usage used those websites less. We believe that this study provides critical new insights into symptoms of heavier (possibly addictive) Internet usage among young adults, which is now a topic of significant concern to the mental health community today.

ACKNOWLEDGMENTS

This thesis would not have been possible without the support of many people. I wish to express my gratitude to my advisor, Dr. Sriram Chellappan who was abundantly helpful and offered invaluable assistance, by suggesting such an interesting problem. His guidance and knowledge has been a major factor in my ability to excel here. Deepest gratitude is also due to the members of the committee, Dr. Dan Lin and Dr. Yin Zhaozheng for willing to be on my thesis committee. A special thanks goes to my research colleague Levi Malott for helping me with the initial coding and writing. Finally, I am forever indebted to my family for their understanding, endless patience and encouragement when it was most required. I would also like to thank Calvin and Hobbes and Ayn Rand writings for lifting the spirits of graduate students.

TABLE OF CONTENTS

	Page
PUBLICATION THESIS OPTION.....	iii
ABSTRACT.....	iv
ACKNOWLEDGMENTS	v
LIST OF ILLUSTRATIONS.....	viii
LIST OF TABLES.....	ix
PAPER	
I. An Empirical Study on Symptoms of Heavier Internet Usage among Young Adults 1	
I. INTRODUCTION	2
A. Review of Literature.....	2
B. Contributions of this Paper.....	3
II. METHODS	6
A. Subject Selection	6
B. IRPS Scale.....	6
III. INTERNET DATA PROCESSING	7
A. Aggregate Traffic Features.....	8
B. Application Traffic Features.....	10
C. Entropy Based Features.....	11
IV. RESULTS AND DISCUSSIONS.....	13
A. Interpretation of our Findings.....	16
1) Total Score.....	16
2) Introversion	16
3) Craving	17
4) Withdrawal	17
5) Negative Effects	18
6) Related Activities.....	18

7) Loss of Control	18
8) Reduced Activities.....	18
9) Escape from Other Problems	19
10) Tolerance	19
B. Mean Differences in Groups	19
V. CONCLUSION	22
VI. BIBLIOGRAPHY.....	23
VITA	25

LIST OF ILLUSTRATIONS

	Page
Fig. 1. Illustration of Data Collection Process	9
Fig. 2. Histogram of Participant Internet Related Problem Scale Scores	14
Fig. 3. Results of τ_b Tests between Internet Usage and IRPS Responses	15
Fig. 4. Values of Statistically Different Mean Internet Feature Values.....	21

LIST OF TABLES

	Page
TABLE I. AGGREGATE TRAFFIC FEATURE DESCRIPTIONS	8
TABLE II. OVERVIEW OF APPLICATION TRAFFIC FEATURES.....	11
TABLE III. COMPARISON AND RESULTS OF MANN-WHITNEY.....	14

PAPER

I. An Empirical Study on Symptoms of Heavier Internet Usage among Young Adults

SaiPreethi Vishwanathan, Levi Malott, Sriram Chellappan
Department of Computer Science
Missouri University of Science and Technology, Rolla, MO 65409
P. Murali Doraiswamy
Department of Psychiatry and Behavioral Sciences
Duke University Durham, North Carolina 27708, USA

Submitted for Publication to the IEEE International Conference on Advanced Networks and Telecommunications Systems, December 2013 (Edited for thesis)

I. INTRODUCTION

Addiction is categorized as continued use of a mood altering substance or behavior despite adverse dependency consequences, or a neurological impairment leading to such behavior [1]. Within this context, behavioral addiction is defined as a compulsion to repeatedly engage in an action to the point where it causes serious negative consequences to various aspects of an individual's well-being [2]. In the recent past though, one area of fervent research in this realm has been on society's addiction to technology, and most specifically, the Internet [3], [4], [5], [6], [7], [8].

A. *Review of Literature*

Griffith defined technological addictions as possibly behavioral, due to the lack of chemical substance involved [3]. Subsequent studies by Shotton with computer programmers as subjects introduced the notion of dependents as those who had difficulty controlling their computer use. Also, they tended to be highly educated, had poor social skills, and needed positive intellectual stimulation [5]. With the subsequent wide and pervasive use of the Internet, the issue of addiction to Internet has become a topic of fervent research. In 1997, Young surveyed about 400 adults for problematic Internet use using the adapted DSM-IV criteria for substance abuse [4]. She found that dependent users reported a general loss of control over abilities to restrict their usage, and impairment in certain areas of their daily functioning like academic, relationship, financial etc. More recently though, the issue of young adults are affected by excessive Internet use has received particular attention. Pukert et. al., reported that up to 3.5% of German teens demonstrate symptoms of excessive Internet use [6]. Konstantinos et al. showed that potential addictive Internet use among young adults in Greece has a

prevalence rate of 8.2%, with a majority of males engaging in excessive online gaming [7]. Park et.al., in a 2008 study report that up to 11% of South Korean youth are considered to be at high risk for addictive Internet use [8].

The significance of these studies stems from the fact that excessive Internet has been linked to a variety of negative psychosocial consequences, such as somatization, obsessive compulsive disorder, depression, anxiety and psychoticism [9], [10], [11], which can be particularly dangerous for young people who are at the forefront of technology use. Identifying symptoms of addiction, assessment tools, mental health consequences and early effective intervention strategies are all of significant importance to the mental health community today.

B. Contributions of this Paper

The goal of this study is to further understand heavy Internet usage among young adults and aid towards characterizing potentially harmful usage. While existing studies on this topic (presented above) do provide significant conclusions, they are limited because Internet data collected was by means of self-reported surveys only, which tends to suffer from human errors, memory limitations, social desirability biases, selection biases, and the inability to capture high dimensional Internet data. To overcome these limitations, we conducted a two month empirical study on heavy Internet usage among college students conducted at Missouri University of Science and Technology (Missouri S&T), which we believe is the first study to use real Internet data that is collected continuously, passively and preserving privacy¹

A total of 69 freshman students were surveyed for symptoms of heavy Internet usage, using the Internet Related Problem Scale, and their Internet usage from the campus network was monitored (after appropriate anonymization procedures to maintain subject privacy). Subsequent statistical analysis revealed that several Internet usage features, such as instant messaging, entropy, gaming, web browsing, peer-to-peer usage, remote usage, and email usage exhibit significant correlations with symptoms of Internet addiction like introversion, craving, loss of control and tolerance. Although the study found that Facebook and Twitter usage did not show significant statistical correlations with symptoms of heavier Internet usage, it was found that students tending towards heavier Internet usage used those websites less.

We believe that this study provides critical new insights into symptoms of heavier (possibly addictive) Internet usage among young adults. While more studies are needed in this realm, there are immediate significances of our study in this paper. At the outset, we demonstrate how high dimensional and high volume “big” Internet data when processed appropriately can provide insights into heavy (possibly) addictive Internet usage. The study hence paves the way for deriving markers that can assist in early diagnosis and intervention of addictive Internet use, which is particularly important for teenagers and children today who are amongst the most

¹ The study was IRB at Missouri S&T under Exempt Category 4: “Research involving the collection or study of existing data, documents, records, pathological specimens, or diagnostic specimens, if these sources are publicly available or if the information is recorded by the investigator in such a manner that participants cannot be identified, directly or through identifiers linked to the participants”.

active Internet users today. By integrating results from this study with related work on how Internet impacts other mental disorders like depression, stress, anxiety etc., we believe that results of significant value can be made possible to the mental health community on the complex relationships between mental disorders and the Internet today.

II. METHODS

A. *Subject Selection*

The study was conducted at Missouri S&T in October 2012 by selecting 69 freshmen enrolled in an introductory computer science course. Out of these, 66 were male, and 3 were female. Participants completed the Internet Related Problem Scale (IRPS) [12]. All subjects were 18 years or older and consented to the study. We point out that participants were assigned unique pseudonyms during both surveying and collecting Internet data which were then appropriately linked during analysis to ensure participant non-identifiability.

B. *IRPS Scale*

In order to assess the degree of heavy Internet usage, we employed the 20 question Internet Related Problem Scale (IRPS) [12]. Adapted from the DSM-IV criteria for substance abuse, the questions in IRPS cover the issue of tolerance, craving, withdrawal, negative life consequences, loss of control, time spent on related Internet activities, and reduction of other activities. Question responses are scored on a Likert scale ranging from 1 (never) to 10 (very frequent). The responses demonstrated good internal consistency with a Cronbach's alpha of 0.859, which is consistent with previous studies on problematic Internet usage [12], [13].

III. INTERNET DATA PROCESSING

The IT infrastructure of Missouri S&T utilizes Cisco routers to collect and monitor NetFlow data. Internet packets are recorded at these routers and organized into flows. Collected flows are exported to a central location where authorized network administrators can access the data for troubleshooting network connections and policy enforcement. The NetFlow records contain the source/destination IP address of flows, but have no information regarding users or content. To associate specific flows to users, DHCP (Dynamic Host Configuration Protocol) logs provide IP address mappings to specific single sign-on (SSO) user names. DHCP servers issue IP addresses to users for certain periods of time, later becoming available for other users to obtain. To manage the complexity of cross-referencing the DHCP logs, automated scripts were created to generate per user filters for querying the database. As a result, each user is associated with a specific database identified by their pseudonym. Fig. 1 illustrates the collection and processing overview.

The data collection period started on October 1, 2012 and concluded on November 30, 2012². The amount of data contained in a single subjects NetFlow database, after two months of collection, often exceeded a million individual flow records (often more than 500 MB per subject). This necessitated preprocessing data into manageable portions while minimizing the amount of important information lost.

² The study only collected campus Internet usage of subjects. The authors believe this is highly representative of actual Internet usage of students, also evidenced in surveys by EDUCAUSE reporting that freshman students in colleges use their campus network about 82% of the time [14].

To characterize Internet activity, three categories of features were extracted to represent participant Internet usage, namely aggregate, application, and entropy-based traffic features.

A. Aggregate Traffic Features

To assess heavy Internet usage, the most straightforward feature is to aggregate each one of the flow attributes individually. Each flow record contains three important spatial quantities: octets, packets, and duration. Octets are equivalent to bytes, which measure how much information was transferred in the flow. Packets contain some number of bytes that constitute an amount of useful information. Duration indicates how long the flow lasted. Four variables are derived from these attributes and their value is the sum of all respective flow entries. Table I. outlines the collected features and a short description for each.

TABLE I. AGGREGATE TRAFFIC FEATURE DESCRIPTIONS

Feature	Description
flows_total	Total Number of Flows
octets_total	Total Octets
packets_total	Total Packets
duration_flows_total	Total Flow Duration

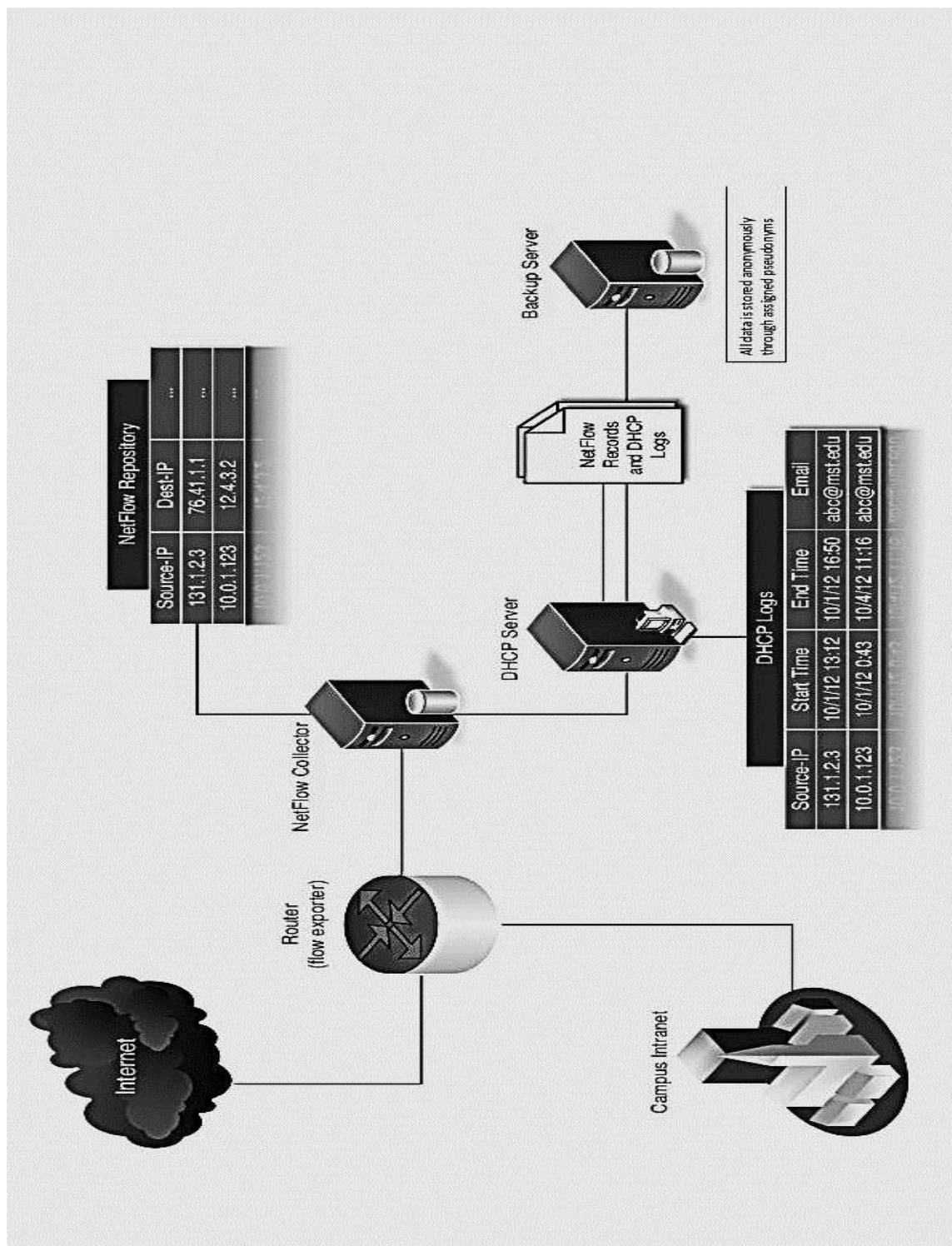


Fig. 1. Illustration of Data Collection Process

B. Application Traffic Features

Raw aggregates while providing useful information mask out fine-grained application features like gaming, email and chatting usage that are otherwise very useful to study. To separate out usage of specific applications, destination ports and protocol numbers were used to discriminate application flow records. Identifying applications included referencing the Internet Assigned Numbers Authority [15] and online technical documentation. Additional programs were created to parse the compiled protocol/port-to-application file and tag each individual flow record with a specific application or “unknown”. Social networking usage was determined by matching packet source and destination IP addresses to those owned by Facebook or Twitter. Identified applications were grouped into peer-to-peer (P2P), streaming, chat, remote, HyperText Transfer Protocol (HTTP), mail, file transfer protocol (FTP), Voice-over-IP (VoIP), gaming, and social networking; as shown in TABLE II . The descriptions in Table II details some examples of applications included in respective groups. Calculated for each group were the aggregate of octets, packets, number of flows, and duration.

TABLE II. OVERVIEW OF APPLICATION TRAFFIC FEATURES

Category	Applications
P2P	Distributed file-sharing services (edonkey, neomodus)
HTTP	Web browsing, HTTP/HTTPS services
Streaming	Media streaming (Spotify, RealPlayer, WinMedia)
Chat	Instant Messaging (IRC, AIM, Carracho)
Mail	Electronic Mail Transfer (SMTP, IMAP, POP3)
FTP	Content downloads
VoIP	Voice-over-IP (Ventrilo, Teamspeak)
Social Networking	Myspace, Twitter and Facebook
Gaming	Xbox Live, PS3 Network, League of Legends

C. Entropy Based Features

Exploring randomness or unpredictability in Internet usage may provide information on specific habits of participants with heavy usage. Randomness in Internet usage is by computing the Shannon Entropy (H) of some variables. Intuitively, entropy estimates the average uncertainty of a series of discrete events. Given a discrete random variable x , Shannon Entropy $H(x)$ is computed as:

$$H(X) = -\sum_x P(X) \cdot \log(P(X))$$

where $p(x)$ is the probability of event x occurring. As $p(x) \rightarrow 1$ the $\log(p(x)) \rightarrow 0$, indicating that events with higher probability have lower entropy. The Shannon Entropy for Source IP, Destination IP, Destination Port, Octets, Packets and Flow Duration were calculated in this study.

IV. RESULTS AND DISCUSSIONS

To obtain a measure of association between Internet usage features and symptoms of heavy Internet usage, tau tests were used to obtain Kendall Tau-b (τ_b) correlation coefficients. The Kendall Tau-b coefficient was chosen to determine associations as the corresponding tau test is non-parametric. The captured Internet data can vary widely among individuals making normalizing data difficult, which is required for parametric tests. The tests were performed under the null hypothesis that the dependent variables have no association with the independent variables ($H_0 : \tau = 0.00$). Correlations are presented in Fig. 3, where only values significant at the 0:05 level ($\alpha = 0:05$, 2-tailed) are shown. Variables with insufficient evidence to reject the null hypothesis have been marked with an “x” in Fig. 3. More details on the correlations and corresponding discussions are explained in the next section.

Mann-Whitney U tests were used to determine if students in the higher range of IRPS scores used certain applications different from students scoring lower. The Mann-Whitney U test is a statistical test to determine significant differences in mean values of two populations. In previous studies, the IRPS has not had any specific threshold to separate participants into groups. For analysis purposes in this study, we selected a threshold by observing overall score distributions, shown in Fig .2, and determining the value where there is a noticeable score gap. From Fig. 2, it is seen that a gap exists near the total score $TS = 110$ in the IRPS, which enables the separation of the participants into normal and high Internet usage groups, denoted by N and H respectively. Group N contained 60 participants while Group H contained 9. The focuses of the Mann-Whitney U tests are to determine whether higher scoring

participants use specific Internet features less than the lower scoring participants. The main focus of previous studies is determining which Internet applications heavy Internet users are frequenting. Significant information may be gained by testing which Internet features heavy users are using less than normal users. Consequently, one-tailed Mann-Whitney U tests were performed to identify those features and results are presented next.

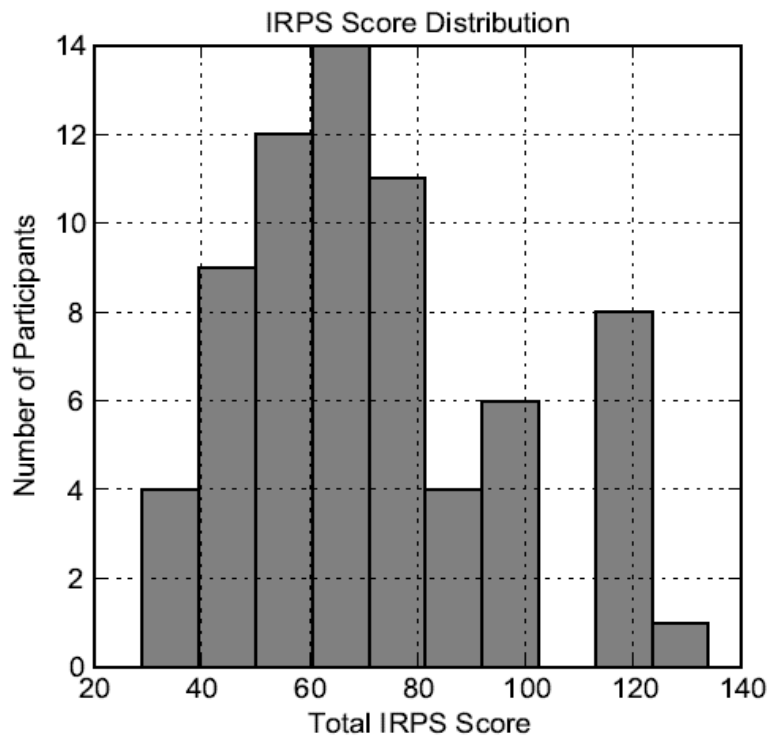


Fig. 2. Histogram of Participant Internet Related Problem Scale Scores




Fig.3. Results of τ_b Tests between Internet Usage and IRPS Responses

A. Interpretation of our Findings

1) *Total Score*: The total score of participants showed a positive correlation with *remote_flows* ($\tau_b = 0.17$) and duration total ($\tau_b = 0.16$). As expected, there is a statistically significant association between the total IRPS scores and amount of time spent online. This is in agreement with the result of many current studies [3], [4], [6], [8]. The positive correlation of *remote_flows* is not immediately clear, although it is noted that universities host network shares for individual users and a variety of remote enabled computers for student use. Computer science students tend to be at the forefront in using such services for a variety of purposes including academics, content downloading, content sharing etc. Additional studies are needed to explain this correlation.

2) *Introversion*: Introversion was measured by the student's scaled response to if they feel more comfortable with objects than people. The following features showed positive correlations with introversion: *HTTP* ($\tau_{b, avg} = 0.22$), *gaming* ($\tau_{b, avg} = 0.20$), *remote* ($\tau_{b, avg} = 0.22$), *aggregate totals* ($\tau_{b, avg} = 0.26$), *packets-per-flow entropy* ($\tau_b = 0.21$) and *duration_entropy* ($\tau_b = 0.18$). Nearly every application group had at least one feature that significantly correlated with introversion, along with every aggregate total feature and entropy. FTP, media streaming, and mail were the only application groups not showing significant correlations.

There are a number of studies that have investigated introversion, sometimes described as loneliness, with respect to increased Internet usage from the perspective of increased downloading music, playing games and email usage [16], [17]. While

these studies explain many of the correlations, very few studies have been conducted to determine correlations between heavy Internet usage and specific forms of online communication. The derived features contain three different forms of communication: email, instant messaging, and VoIP. Email was the only communication application that did not support any correlations with introversion in this study.

3) *Craving*: The primary survey criteria for craving symptoms are related to staying online for longer than intended. Showing significant positive correlations with craving include *HTTP* ($\tau_{b,avg} = 0.19$), *chatting* ($\tau_{b, avg} = 0.20$), *mail_octets* ($\tau_b = 0.17$), *FTP* ($\tau_{b,avg} = 0.17$), *game_flows* ($\tau_b = 0.16$), *duration_entropy* ($\tau_b = 0.19$), *packets_entropy* ($\tau_b = 0.20$), and aggregate totals ($\tau_{b, avg} = 0.21$). The issue of excess chatting, email usage and online gaming correlating with unhealthy Internet usage has been documented in prior studies [18]. Correlations between *duration_entropy* and *Packets_entropy* with symptoms of craving are quite revealing. They indicate that frequent multi-tasking or switching between applications that demonstrates randomized behavior (and hence increasing entropy) tend to create a feeling of staying online longer than intended.

4) *Withdrawal*: Withdrawal questions consisted of scaled responses for constantly pondering on what is happening on the Internet, or an increased anxiety to connect to the Internet after being away from it. There was insufficient evidence to support any correlations between withdrawal and Internet usage

5) *Negative Effects*: Negative effects include scaled questions about sleep pattern disruption and possible tardiness. Variables correlating with negative effects include chatting (τ_b , avg = 0.24), ftp_packets (τ_b = 0.18), and ftp_octets (τ_b = 0.19). As previously mentioned, FTP usage typically indicates content downloads that could lead to late-night usage or distraction from academics. Online chatting has also been associated with these patterns in prior studies.

6) *Related Activities*: This symptom assessed how much time students felt like they involved in activities related to the Internet, such as reading Internet magazines, reading e-books, etc. There was insufficient evidence to support any correlations between related activities and Internet usage.

7) *Loss of Control*: Loss of control aims to measure the participant's attempts to recognize and unsuccessfully reduce their amount of Internet usage. The only correlating variable included was game_packets (τ_b = -0.19). One possible explanation for this is that students scoring higher on this category may have logically recognized online gaming as a potential harmful area to allocate online time.

8) *Reduced Activities*: Reduced activity questions included a measure of how students felt about degradation of their productivity and also any perceived reduction in social or leisure time because of time spent online. No significant correlations were obtained between this symptom and Internet usage features derived.

9) *Escape from Other Problems*: Survey criteria for escape from other problems are situations involving the use of the Internet to avoid other pressing issues, or using the Internet to elevate mood. Remote_flows ($\tau_b = 0.20$), and duration_total ($\tau_b = 0.17$) were the only variables to associate with escape from other problems. While correlation with duration total is understandable, correlations with remote flows needs further studies.

10) *Tolerance*: The two survey criteria corresponding to tolerance to Internet usage were a feeling of never having enough information from the Internet, and an increased online presence over the last twelve months. There were significant correlations between Tolerance and total_octets ($\tau_b = 0.18$) and total_packets ($\tau_b = 0.19$), both of which are indicators of high volume of Internet usage. Also, there were significant correlations between streaming_flows ($\tau_b = 0.20$) and using VoIP ($\tau_b, \text{avg} = 0.23$) applications with increased tolerance to Internet usage.

B. Mean Differences in Groups

Recall that using a IRPS total score threshold value of 110, participants were separated into groups of normal Internet activity (Group N, $n = 60$) and heavy Internet activity (Group H, $n = 9$). Statistical tests were constructed to determine which Internet features Group H used less than Group N.

Under the null and alternate hypotheses

$$H_0 : \mu_N \leq \mu_H \quad (2)$$

$$H_A : \mu_N \geq \mu_H \quad (3)$$

Mann-Whitney U tests in Table III revealed that social packets, social octets, and social flows values were statistically different between Group N and Group H. Group H tended to use Facebook and Twitter much less than those in Group N, as the results show in Fig. 4. From these results, it seems as though heavier Internet users prefer other forms on online communication rather than social networking. One possible explanation is the use of Internet for entertainment versus social interactions. We point out that there have been prior studies suggesting that individuals engaging in Internet use for entertainment purposes may be more problematic than those seeking social interactions [16]. Even though instant messaging, gaming, and VoIP applications are instances of social mediums, they maintain a sense of pseudo-identity through the use of usernames. Social networking sites, like Facebook and Twitter, are promoted in a very different way; personal profiles are made and there is a focus on maintaining real-life relationships via online mechanisms. It may be the case that these attributes could be key determinants in assessing both degree and symptoms of heavy Internet usage among young adults.

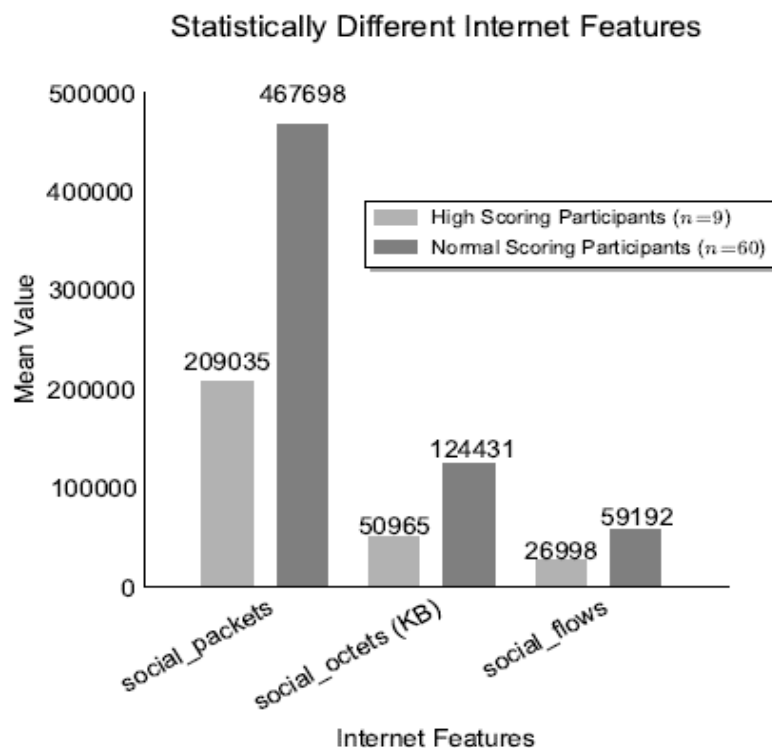


Fig. 4. Values of Statistically Different Mean Internet Feature Values

TABLE III. COMPARISON AND RESULTS OF MANN-WHITNEY U TESTS

Features	One- Tailed P Value
Social_Packets(Total)	0.049
Social_Octets(Bytes)	0.046
Social_Flows(Total)	0.047

V. CONCLUSION

In this thesis, the results of a two month experiment conducted at the Missouri S&T campus on associating symptoms of heavy Internet usage with collected Internet data are reported. A number of fine grained Internet usage features that correlate with symptoms of heavy Internet usage were identified; like tolerance, craving, negative effects, introversion and escape from other problems. While most findings agree with previous studies, we also identify several interesting new findings that deserve more research. To the best of our knowledge this is the first empirical study on heavier (possibly addictive) Internet usage that uses real Internet usage data collected continuously, unobtrusively and preserving privacy. It also enables novel applications of “big” Internet data after appropriate processing in the realm of human behavior and mental health. While this study focused purely on Internet statistics, future studies could also explore correlations between symptoms of heavy Internet usage and web content. Understanding known (and possibly emerging) correlations between Internet usage symptoms of mental disorders like depression, anxiety, stress etc., and positioning them with results of this study are also topics of future investigation.

VI. BIBLIOGRAPHY

- [1] D. Angres and K. Bettinardi-Angres, *The Disease of Addiction: Origins, Treatment, and Recovery*, ser. Disease-a-month. Elsevier, 2008. [Online]. Available: <http://books.google.com/books?id=bE6oPgAACAAJ>
- [2] U. Albrecht, N. E. Kirschner, and S. M. Grüsser, "Diagnostic instruments for behavioural addiction: an overview," *GMS Psycho-Social Medicine*, vol. 4, 2007.
- [3] M. Griffiths, "Technological addictions," *Clinical Psychology Forum*, pp. 14–14, 1995.
- [4] K. S. Young, "Internet addiction: The emergence of a new clinical disorder," *CyberPsychology & Behavior*, vol. 1, no. 3, pp. 237–244, 1998.
- [5] M. A. Shotton, "The costs and benefits of computer addiction," *Behaviour & Information Technology*, vol. 10, no. 3, pp. 219–230, 1991.
- [6] P. Peukert, S. Sieslack, G. Barth, and A. Batra, "Internet- and computer game addiction: phenomenology, comorbidity, etiology, diagnostics and therapeutic implications for the addictives and their relatives." *Psychiatrische Praxis*, 2010.
- [7] K. E. Siomos, E. D. Dafouli, D. A. Braimiotis, O. D. Mouzas, and N. V. Angelopoulos, "Internet addiction among greek adolescent students," *CyberPsychology & Behavior*, vol. 11, no. 6, pp. 653–657, 2008.
- [8] S. K. Park, J. Y. Kim, and C. B. Cho, "Prevalence of internet addiction and correlations with family factors among south korean adolescents." *Adolescence*, vol. 43, no. 172, pp. 895–909, 2007.
- [9] J.Y. Yen, C.-H. Ko, C.-F. Yen, S.-H. Chen, W.-L. Chung, and C.-C. Chen, "Psychiatric symptoms in adolescents with internet addiction: Comparison with substance use," *Psychiatry and clinical neurosciences*, vol. 62, no. 1, pp. 9–16, 2008.
- [10] A. Adalier and E. Balkan, "The relationship between internet addiction and psychological symptoms," *International Journal of Global Education*, vol. 1, no. 2, 2012.
- [11] H. Xiuqin, Z. Huimin, L. Mengchen, W. Jinan, Z. Ying, and T. Ran, "Mental health, personality, and parental rearing styles of adolescents with internet addiction disorder," 2010

- [12] L. Armstrong, J. G. Phillips, and L. L. Saling, "Potential determinants of heavier internet usage," *International Journal of Human-Computer Studies*, vol. 53, no. 4, pp. 537–550, 2000.
- [13] L. Widyanto, M. Griffiths, V. Brunsten, and M. McMurrin, "The psychometric properties of the internet related problem scale: A pilot study," *International Journal of Mental Health and Addiction*, vol. 6, no. 2, pp. 205–213, 2008. [Online]. Available: <http://dx.doi.org/10.1007/s11469-007-9120-6>
- [14] R. B. Kvavik, "Convenience, communications, and control: How students use technology," *Educating the net generation*, vol. 1, pp. 7–1, 2005.
- [15] "Service name and transport protocol port number registry," Internet Assigned Numbers Authority. [Online]. Available: <http://www.iana.org/assignments/service-names-port-numbers/service-names-port-numbers.txt>
- [16] K. Junghyun, R. LaRose, and P. Wei, "Loneliness as the cause and the effect of problematic internet use: The relationship between internet use and psychological well-being," *CyberPsychology and Behavior*, vol. 12, no. 4, pp. 451 – 455, 2009.
- [17] L. Bonetti, M. Campbell, and L. Gilmore, "The relationship of loneliness and social anxiety with children's and adolescents' online communication," *CyberPsychology, Behavior, and Social Networking*, vol. 13, no. 3, pp. 279–285, 2010.
- [18] J. Morahan-Martin and P. Schumacher, "Incidence and correlates of pathological internet use among college students," *Computers in Human Behavior*, vol. 16, no. 1, pp. 13–29, 2000

VITA

SaiPreethi Vishwanathan was born in Hyderabad, India. She received Bachelor of Technology degree in Computer Science and Engineering from Jawaharlal Nehru Technological University, India in 2012. She subsequently joined Missouri University of Science and Technology in Fall 2012 and received her Master's degree in Computer Science in August 2014. During the course of her study, she worked for Bose Corporation as a software development intern over a period of six months. She also worked in the Department of Mechanical and Aerospace Engineering as a graduate student assistant in facilitating security across the servers. Her areas of interest include Software Engineering, Data Science, Algorithms, Management for Engineers and Scientists.